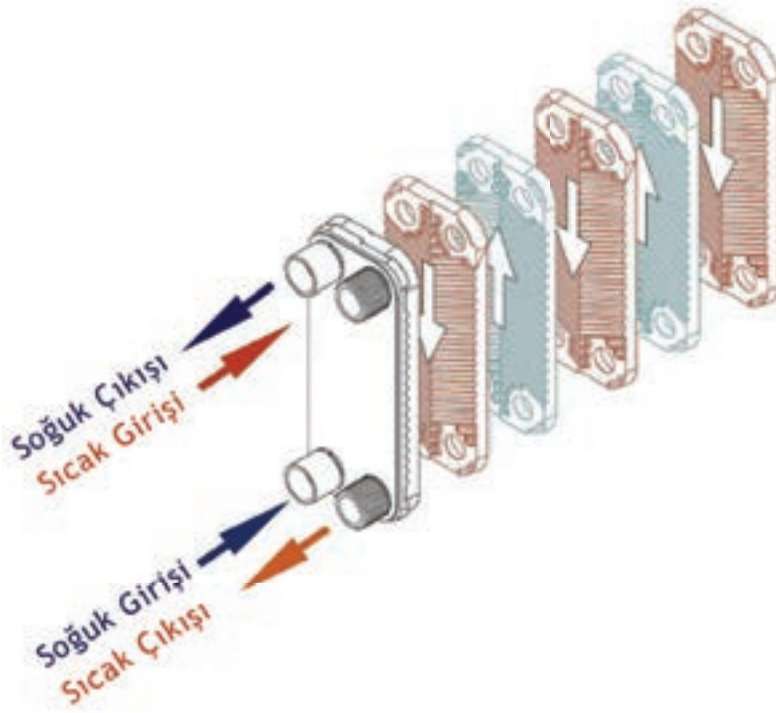


JeoTes™ BHE (BRAZED PLATE HEAT EXCHANGERS)

JeoTes™ brazed plate heat exchangers consists of a series of thin and corrugated stainless steel plates. These plates are compressed and brazed together with copper or nickel depending on the application. This creates flowing channels between plates, with one fluid in odd number channels and the other in the even number channels, thus reaching the purpose of heat exchanging.



Different from the gasket seal type, brazing type uses soldering material, like copper or nickel depending on the application, to seal the exchanger. By applying high temperature in the vacuum environment at the manu-facturing process, it melts down the soldering material to form the seal between each plate.



ADVANTAGES of BHE

High Corrosion Resistant

AISI316 material is used for all plates. Brazing materials can be copper or nickel due to application. JeoTes™ offers high corrosion resistance against many kinds of fluids with these materials.

High Pressure Resistant

Owing to the brazing process, brazed plate heat exchangers have higher pressure resistant than gasket plate heat exchangers. JeoTes™ BHEs shows resistance up to 45 bars.

High Thermal Efficiency

Carefully designed plate pattern of the corrugated plates easily achieve high thermal transfer rate.

High Working Temperature

JeoTes™ resists to 250 °C according to usage of brazing process instead of gaskets to prevent leaking out.

Compactness

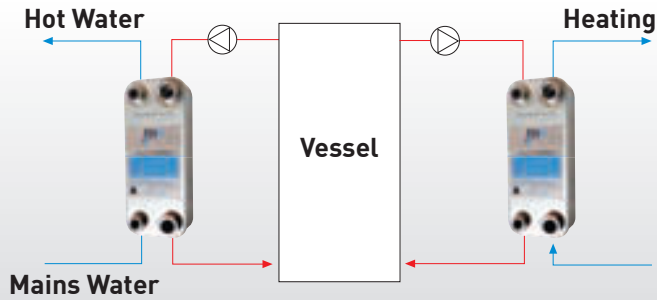
BHEs is much lighter and smaller in weight and size compare to shell tube exchangers; about 1/5 the size of the shell tube exchanger with the same capacity. This advantage provides JeoTes™ BHE an easier installation and replacement.

Low Maintenance Cost

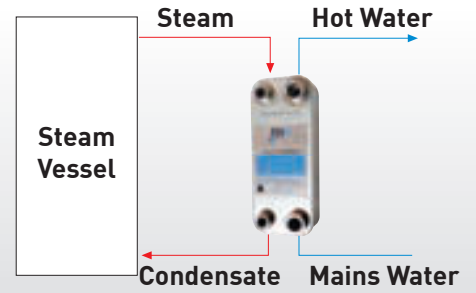
The corrugated plates are designed to achieve turbulence flow at low flow rate, no need for frequent maintenance.

BHE APPLICATIONS

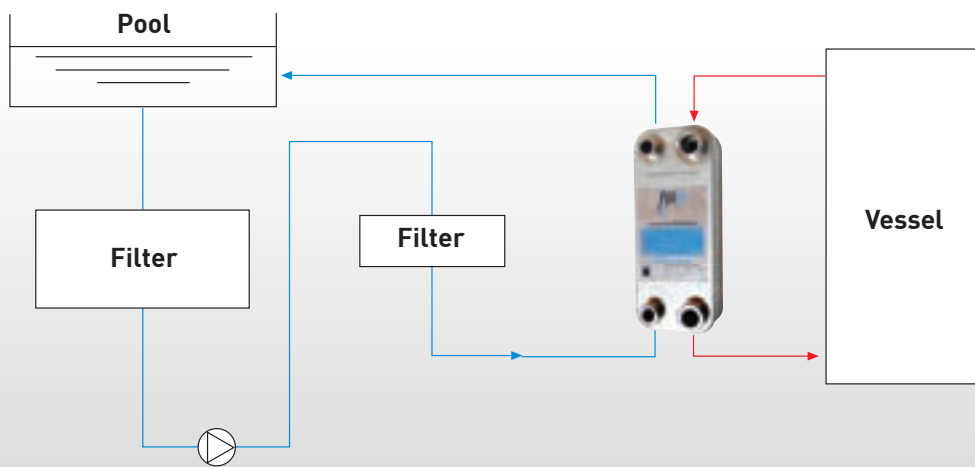
Hot water and heating



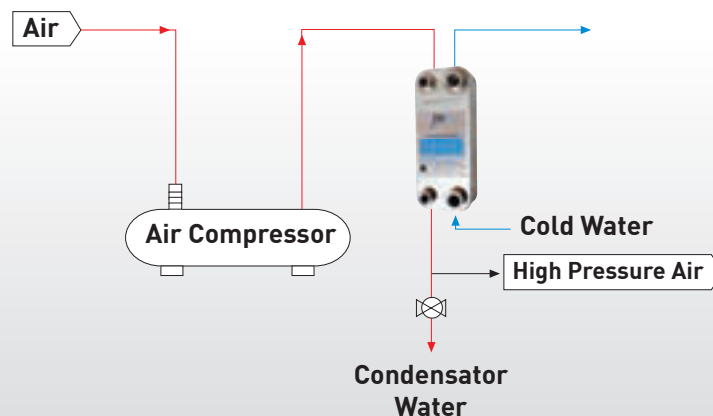
Steam application



Pool Heating




Gas Dried Cooler



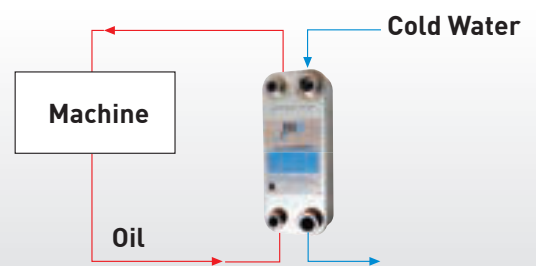
BHE APPLICATIONS

Cooling

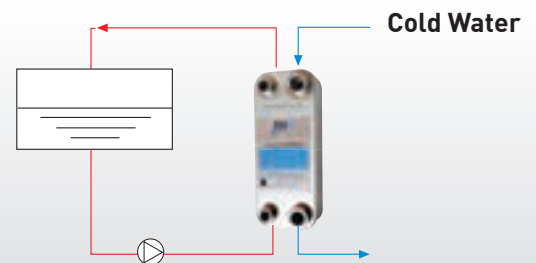


Oil Cooling

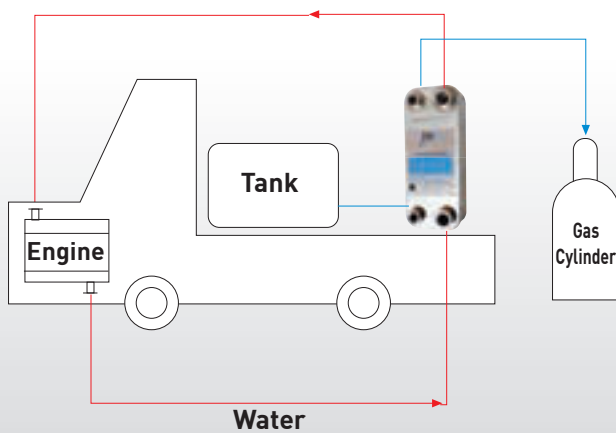
Machine Cooling



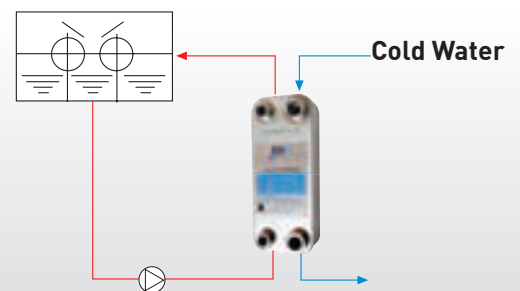
Edible Oil



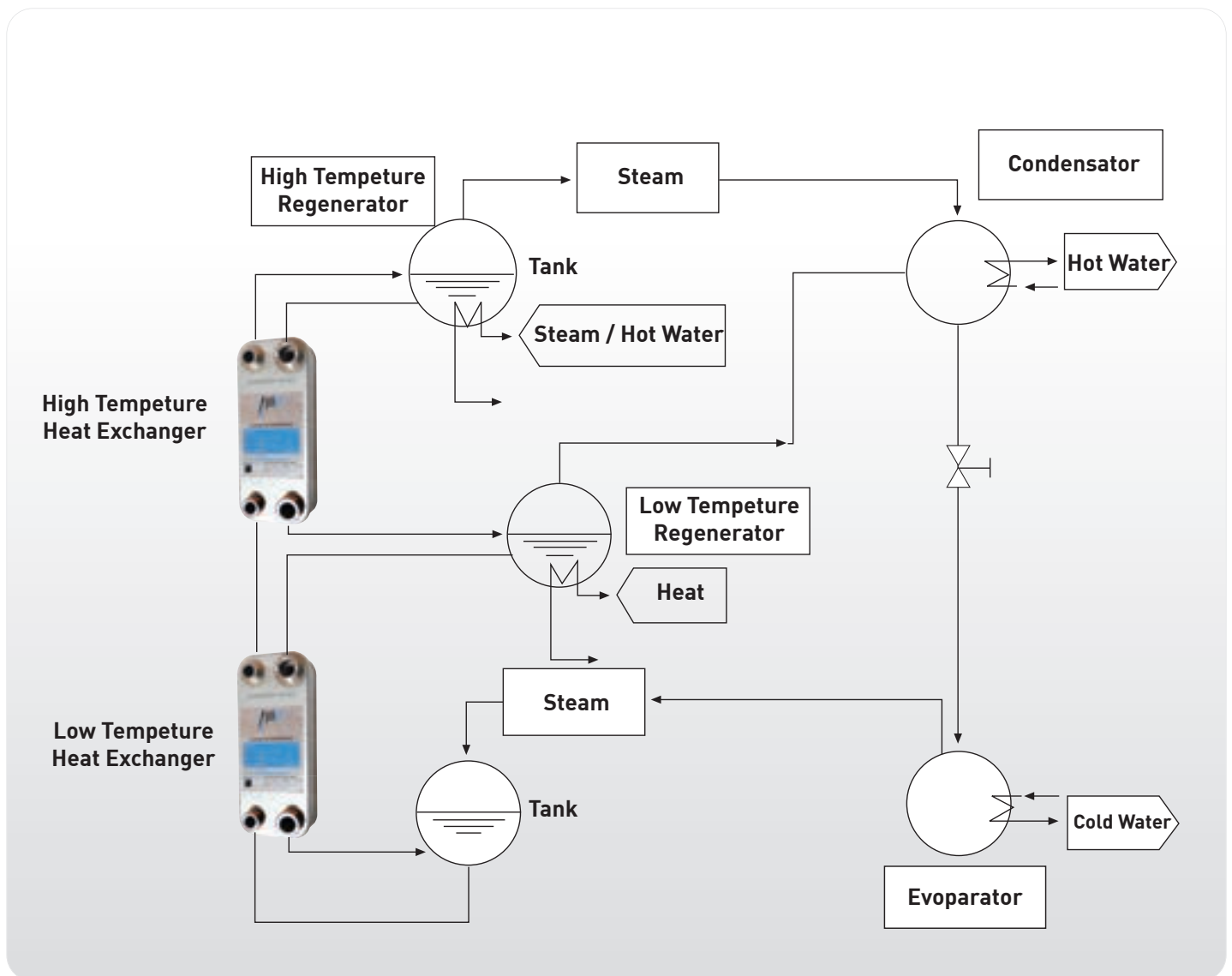
LPG Tank



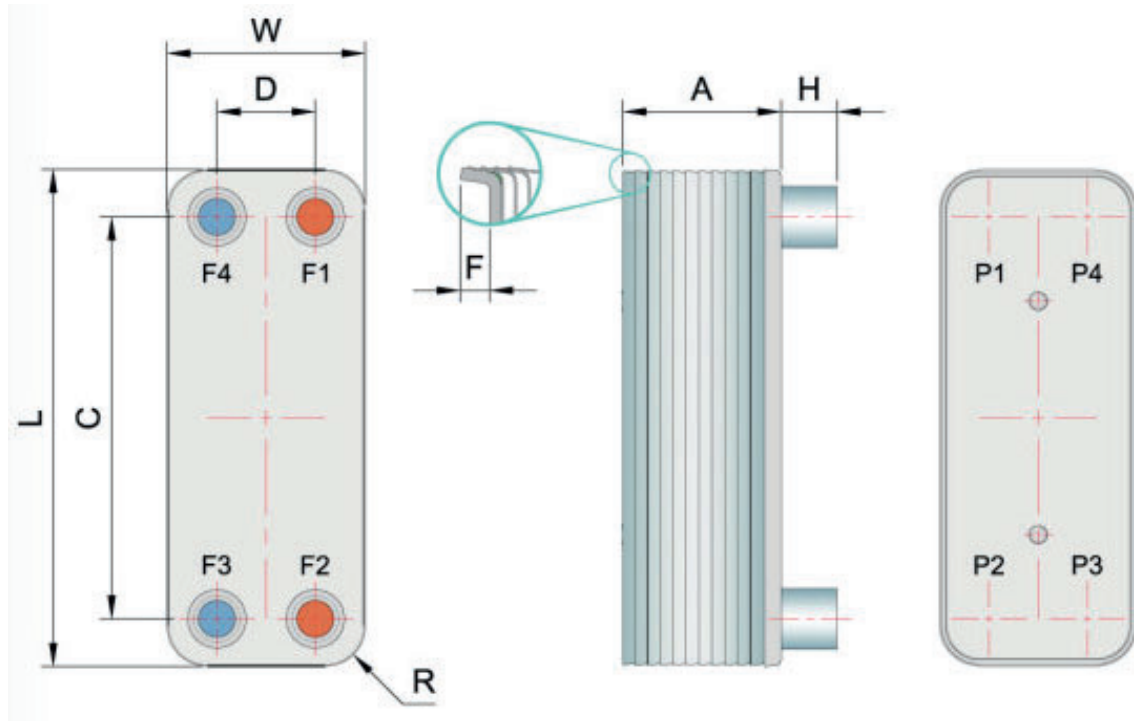
Lubricant Oil



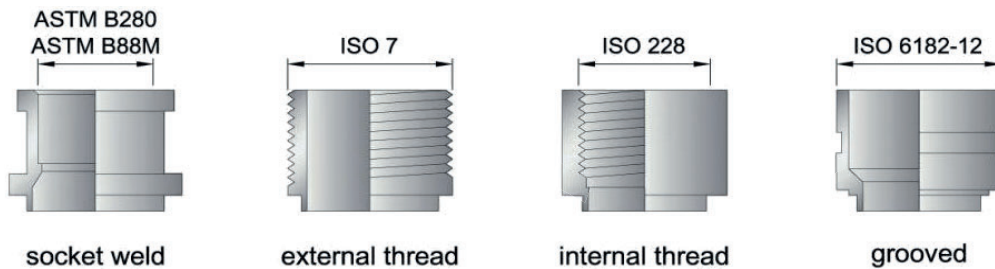
Heat Pump Circuits



BHE DIMENSIONS



Connection Types



Mdel	L (mm)	W (mm)	C (mm)	D (mm)	R (mm)	A (mm)	F (mm)	H (mm)	Weight (kg)	Heat Transfer Area (m ²)
JTL-14	210	74	172	40	16	$10 + 2,18*n$	4 ~ 6	24 ~ 28	$0,7 + n*0,05$	$0,014*(n-2)$
JTL-14a	195	85	154	42	18	$10 + 2,18*n$	4 ~ 6	24 ~ 28	$0,6 + n*0,05$	$0,015*(n-2)$
JTL-20	315	74	278	40	16	$10 + 2,18*n$	4 ~ 6	24 ~ 28	$1,54 + n*0,06$	$0,020*(n-2)$
JTL-26	310	111	250	50	28	$9 + 2,21*n$	5	24 ~ 28	$2 + n*0,09$	$0,027*(n-2)$
JTL-50	526	111	466	50	28	$10 + 2,31*n$	5	24 ~ 28	$2,5 + n*0,2$	$0,050*(n-2)$
JTL-62	526	119	470	63	28	$10 + 1,86*n$	6	24 ~ 28	$2,5 + n*0,18$	$0,062*(n-2)$
JTL-95	617	192	519	92	45	$12 + 2,51*n$	6	30 ~ 40	$6 + n*0,4$	$0,095*(n-2)$
JTL-112	615	190	519	92	46	$12 + 2,11*n$	6	30 ~ 40	$6 + n*0,4$	$0,112*(n-2)$
JTL-130	529	247	456	174	35	$12 + 2,31*n$	6	30 ~ 40	$13 + n*0,4$	$0,130*(n-2)$
JTL-190	695	307	567	179	55	$14 + 2,61*n$	6	30 ~ 40	$13 + n*0,4$	$0,190*(n-2)$
JTL-450	1200	420	1000	220	100	$16 + 2,71*n$	6	30 ~ 40	$4 + 29 + n*1,5$	$0,450*(n-2)$
JTL-520	1300	420	1100	220	100	$16 + 2,66*n$	6	30 ~ 40	$4 + 31 + n*1,6$	$0,520*(n-2)$

n : Plate qty. - Design Pressure : 30/45 Bar - Design Temperature : -50/+200°C